



CSP TOTEM WITH UNDER WHEELBASE



General product description:

Advertising totem with under wheel base and replaceable information plates to marks section/zone and exposition. It can be used both outside and inside. The panels which carry the advertising message and information can be replaced, hence can be flexibly changed with the changing needs without having to replace the entire totem.



Application and using instruction

Advertising totem with underwheel base for correct application, need correct overdrive of wheel of the car on its base (Picture 1, page 2/3). The product must stand on an even and flat surface and contact the whole base with surface. The element must be placed on an even surface to prevent any bending after a load has been put on it. After setting it up, a wheel of the car must be directed central onto the totem base in order to stabilise it. Two people are required for assembly the product- one holds the product, the other drives over the car on underwheel base. Similarly, during dismantling, one person holds the product, the other drives off. The product cannot stand by itself without a car load. If the product is not using, it must be secured so that it does not fall over. In extreme weather situations- wind with a force of 30 m/s, the product should be disassembly/removed from the exposure. The bottom of the base with a separator, which will wearing during friction with the ground, which is a natural behavior. Especially in the case of a white underwheel base as a result of contact with car tires, it may change its color and have visible signs of use. Instruction of replacement the plates with graphics (Picture 2, page 2/3). The method of assembly is attached in Appendix 1 to the card.



Product specification

Terms of use

The product is intended for use in wind conditions up to force 30m/s

WIND CONDITION

PRESSURE CAR ON THE BASE

For	till 22 m/s	440 kg
Up To	till 30 m/s	765 kg

Storage conditions

The product should be stored vertically and secured against falling over in a closed place (storage, warehouse)

Additional remarks

None

Dimensions of the product

Construction: 500mm x 1600mm x 110mm, underwheel base: 990mm x 202mm x 15mm

Dimensions of the graphic area

500mm x 1600mm (CSP Totem - replaceable panels)

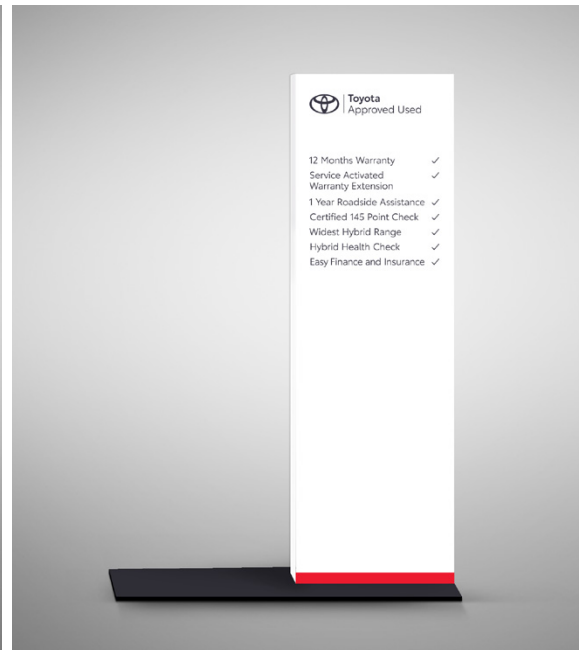


CSP TOTEM WITH UNDER WHEELBASE

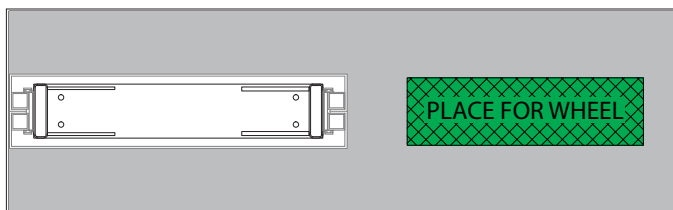
Graphics



Left product



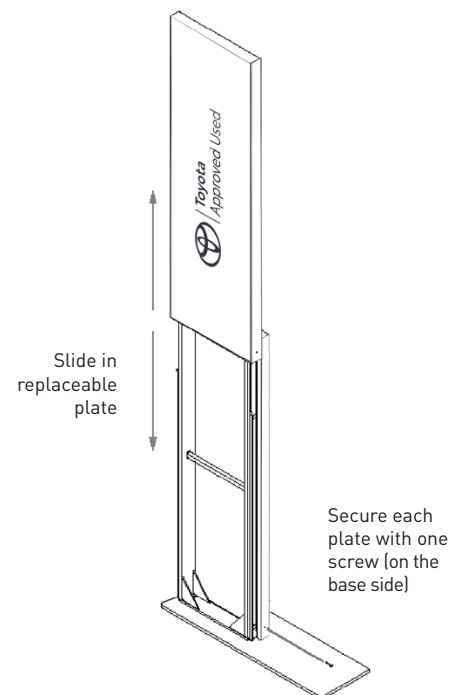
Right product



Base area of wheel drive on - view from the top



Picture 1



Picture 2



CSP TOTEM WITH UNDER WHEELBASE



Cleaning method

If product is stained, it is advisable to wash its surface with water and a soft cloth.
DO NOT use any chemical solvents like petrol, nitro, toluene, etc. to clean the product surface.



Warranty

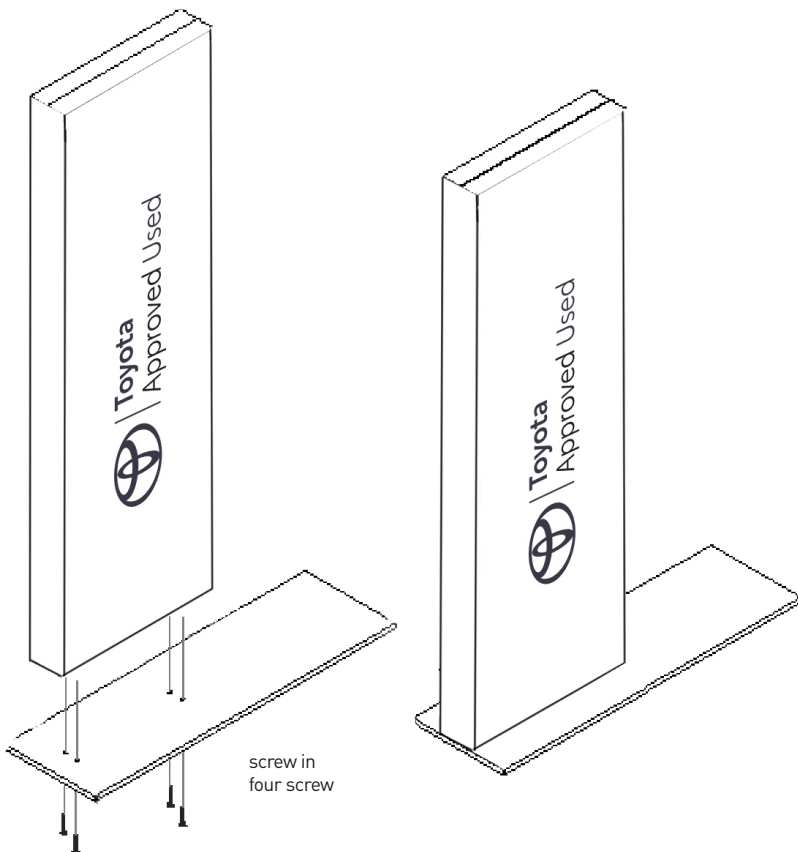
The warranty does not cover mechanical damages!

The warranty will only cover damages resulting from hidden manufacture or material defects, provided that product was used in line with the instruction manual and its intended purpose and was not modified by unauthorised persons. The warranty for the construction granted for 24 months from the date of sale. The warranty for graphics printed on foil is granted for 12 months from the date of sale. The warranty for underwheel base is granted for 24 months. The warranty for replaceable panels is granted for 12 months from the date of sale. The warranty covers the right to have the totem repaired. In specific cases, the totem manufacturer can decide to provide a new device instead of its replacement. Any and all obligations arising from the warranty shall be fulfilled within 30 working days. To have a claim under the warranty accepted, the claimant must inform us about any issues occurred by sending an email to office@cspautomotive.com within 7 days from the time the fault was detected.

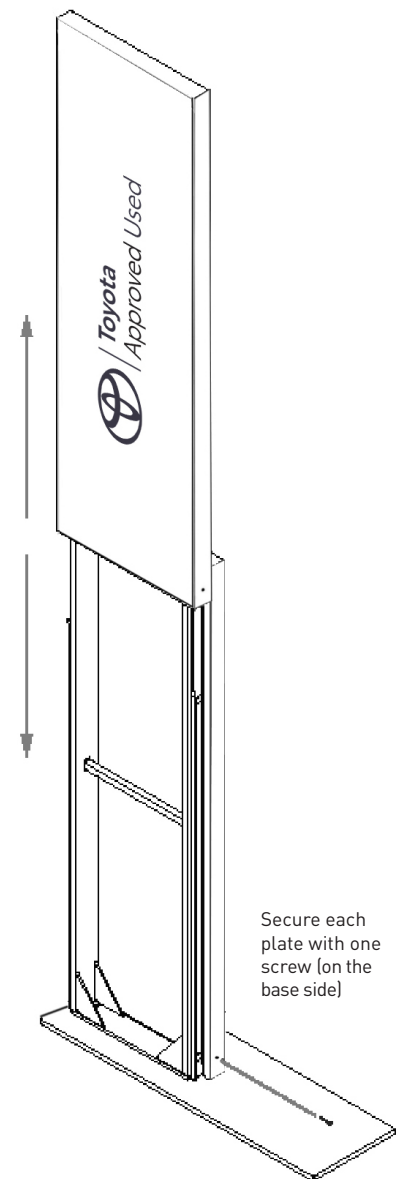


APPENDIX 1 CSP TOTEM WITH UNDER WHEELBASE

Graphics



Setting up the base
(in set: 4 screws and appropriate key)



Uninstalling/installing magnetic graphic panels